

10k SUPER AUTOCHOKE



The M-I SWACO* 10k SUPER AUTOCHOKE* provides easier, more precise well pressure control. It reduces risk of formation breakdown or secondary bubbles during well-control and drilling operations, assuring faster, safer kick control and implementation of Managed-Pressure-Drilling (MPD) practices. The SUPER AUTOCHOKE regulates pressure automatically under all conditions. Choke operators no longer have to fight the controls during transition operations, such as mud pump start-up or shut-down, making or breaking connections, or when mud and gas are flowing alternately through the choke.

The SUPER AUTOCHOKE also makes stripping pipe simpler and safer by maintaining casing pressure. As drill pipe is lowered into the hole, an equal volume of fluid is automatically displaced through the choke.

Typical applications include:

- MPD
- UnderBalanced Drilling (UBD)
- H₂S Service
- All pressure control up to 10,000 psi (690 bar)
- Controlling kicks and killing wells
- Frac flow back
- Equivalent-Circulating-Density (ECD) drilling



Features

- Patented sliding shuttle/sleeve design
- Triple, tungsten-carbide wear sleeves
- No-leak shut-in seals
- High-capacity, 3-in. (76-mm) choke bore
- Long-life
- Rated for H₂S service
- Chrome-plated internal bores
- Plated and stainless external surfaces

Benefits

- Maintains casing pressure
- Automatically adjusts fluid flow
- Sensitive and precise control
- Easy to maintain
- Improved flow characteristics
- Allows internal inspection in only five minutes
- More durable than needle valve or rotating-disc chokes



Features

Patented sliding shuttle/sleeve design automatically adjusts fluid flow to regulate well, casing and drill pipe pressures.

Triple, tungsten-carbide wear sleeves provide downstream choke bore protection.

No-leak shut-in seals (metal-to-metal and Teflon-to-metal).

High-capacity, 3-in. (76-mm) choke bore.

Long-life for severe service operations, tungsten-carbide static-trim, reversible dynamic trim, hard-faced (stellite) shuttle assembly and internal removable-body sleeve preventing valve-body erosion.

Rated for H₂S service.

Chrome-plated internal bores for corrosion resistance.

Plated and stainless external surfaces eliminate painting.

Simple seal replacement.


Electronic position indicator, computer compatible.

Pre-set maximum pressure capability.

Control console includes digital pump stroke counters with rate meter, stop watch and clock.

Benefits

- Easy, predictable standpipe pressure control.
- No-leak shut-in.
- Precision control for stripping pipe into the hole; for UBD and MPD techniques when controlling back pressures; of bottom-hole pressure during well-control operations, UBD and MPD; and reduces lost circulation, gas intrusion, fluid costs, production damage and blowouts.
- Self-cleaning orifice reduces plugging.
- Easy-to-maintain internal components.
- Tungsten-carbide or stellite-coated internal wear parts are all replaceable, eliminating the need to ever machine or recertify the valve body; more durable than needle-valve or rotating-disc chokes.
- Improved flow characteristics at throttle point and through choke bore.
- Simple, eight-bolt design allows internal inspection in only five minutes.



How It Works

The unique design of the SUPER AUTOCHOKE incorporates a sliding shuttle which is connected to a dynamic-trim sleeve. This shuttle assembly (shown in green) slides back and forth into a matching static-trim sleeve, forming a circular orifice, controlling the flow of fluid or gas from the well. The hydraulic set-point pressure, applied to the back side of the shuttle assembly, is adjusted by the set-point pressure regulator and is measured by the hydraulic set-point gauge located on the choke control panel. Casing pressure is applied to the front side of the shuttle assembly.

Fully Closed.

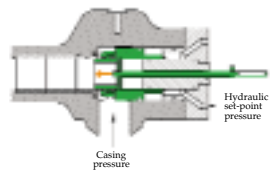
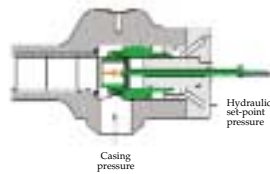
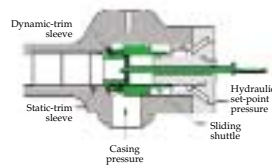
When the choke is completely closed for positive choke-manifold testing, a no-leak condition is maintained by both a metal-to-metal and a Teflon-to-metal seal.

Opening.

Either an increase in casing pressure or a decrease in hydraulic set-point pressure causes the shuttle assembly to move, increasing the size of the orifice. This allows fluid or gas to flow from the well, decreasing the casing pressure until it equals the hydraulic set-point pressure.

Closing.

Either a decrease in casing pressure or an increase in hydraulic set-point pressure causes the shuttle assembly to move, decreasing the size of the orifice. This reduces fluid or gas flow from the well, increasing the casing pressure until it equals the hydraulic set-point pressure.



Standard Operating Position.

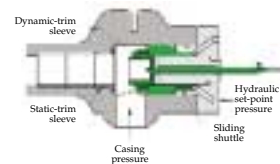
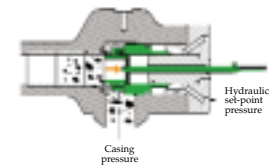
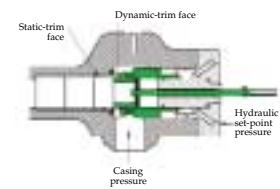
In this position, the dynamic-trim face is barely past the static-trim face, automatically controlling the casing pressure of the well. As casing pressure changes, the shuttle assembly adjusts to balance the pressure on both sides of the shuttle.

Passing Debris.

Debris that plugs the orifice increases the casing pressure. This causes the shuttle assembly to move and increase the size of the orifice, allowing the debris to be discharged while maintaining good pressure control. The choke is designed to accommodate considerable buildup in the housing before a manual clean-out operation is required. These features are ideal for maintaining desired casing pressures during underbalanced drilling operations.

Fully Open.

The only time the choke should be in this position is to test the readiness of the choke or when a large piece of trash is trapped in the choke.



Equipment Description

Choke

- 3.06 in. (78 mm) x 10,000 psi (690 bar) API inlet and outlet flanges.
- 10.5 in. (267 mm) from inlet flange face to outlet flange centerline x 15 in. (381 mm) from outlet face flange to inlet flange centerline.
- Weight: approximately 580 lb (263 kg).
- Temperature rating: -20 to 180° F (-29 to 82° C).
- Bore size: 3 in. (76 mm).
- Manufactured in accordance with API 6A 17th edition PSL3, Temperature Class P to U, Material Class EE and NACE MR-01-75.
- Patented.

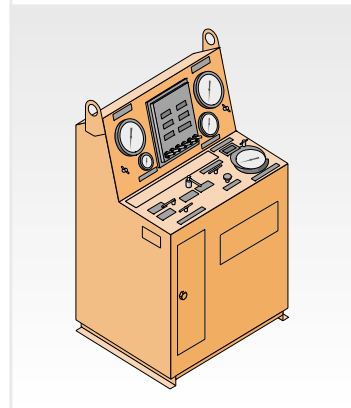
Control console

- Stainless steel, 24 x 55 x 26 in. (610 x 1,397 x 660 mm).
- Drill pipe and casing pressure gauges.
- Hydraulic oil pump control regulator.
- Hydraulic oil set point gauge.
- Digital pump stroke rate counter.
- Hand-operated hydraulic backup pump.

Console display

- Rig supply air pressure.
- Choke valve position from 0 to 100%.
- Drill pipe pressure.
- Casing pressure.
- Air pressure to hydraulic pump.
- Hydraulic pressure to choke.
- Pump stroke rate and count.

Includes hoses and cable for choke, console and rig air supply.



This information is supplied solely for informational purposes and M-I SWACO makes no guarantees or warranties, either expressed or implied, with respect to the accuracy and use of this data. All product warranties and guarantees shall be governed by the Standard Terms of Sale.

Mi SWACO

P.O. Box 42842
Houston, Texas 77242-2842
Tel: 281-988-1866
1-800-654-0660
Fax: 281-988-1888
www.miswaco.com
E-mail: questions@miswaco.com